



YIFANG

1~35KV XLPE INSULATED POWER CABLE



YIFANG ELECTRIC GROUP INC.

Add: No.7,Changchun Road,HighNew Industry
Development Zone,P.R.China

Tel: 0086 371 56598975

Fax: 0086 371 67837545

E-mail: sunny@yifangcable.com

YIFANG ELECTRIC GROUP INC.



BRIEF INTRODUCTION

Yifang Electric Group Inc. is mainly specialized in Wires & Cables, including designment, production and sales, Locating in western district of Zhengzhou, Henan Province, P. R. China. The total area of factory is more than 140 thousands square meters, and it is one of the many great manufacturers in China.

Its products are mainly covering Low, Medium, High Voltage (1KV to 220KV) XLPE Insulated Power Cable, PVC insulated Power Cable, Aerial-Bundle Cable (ABC cable), PVC Insulated Wires (Building Cable), Control Cable, Rubber Cable, Bare Conductor (ACSR, AAC, AAAC, BCC), Welding Cable, Galvanized Steel Wire (Stay wire), etc.

The products are complying with GB, IEC, BS, ASTM, etc. Besides, we have the capacity to design and produce all kinds of wires and cables according to your special requirements (supplying OEM Service).

In the past years, our products have been sold to many countries and regions, such as Algeria, Australia, Bahrain, Bolivia, Bangladesh, Brazil, Burma, Chile, Costa Rica, Cyprus, Egypt, Hongkong, Indonesia, Iran, Jamaica, Jordan, Kenya, Macao, Malaysia, Mexico, Nepal, Nigeria, Korea-North, Oman, Pakistan, Philippines, Russia, Singapore, Sri Lanka, Sudan, Tanzania, Thailand, Togo, Yemen, Vietnam, Zambia.

1. Brief Introduction of XLPE Insulated Power Cable

Cross-linked polyethylene insulated power cable not only has excellent electric, mechanical properties, but also has powerful resistance against chemical corrosion, heat aging and environmental stress. Its structure is simple. The long term operating temperature is 90°C. It is convenient to use and can be laid with no restriction of different level.

Our enterprise can produce both flame retardant and non-flame retardant series of XLPE power cable.

Our XLPE Power cable covers all kinds of low-smoke low-halogen, low-smoke halogen free and three classes of A, B, C.

We can design and manufacture special XLPE cable according to the other standards required by the customers, such as Heavy section cut apart conductors, water-resistance, defend termites, defend mouse, and so on.

2. Scope of our Cables

Cross Section mm ²	Rated Voltage KV	1st Class	3.6/6	6/10	8.7/15	12/20	18/30	21/35
		3rd Class	6/6	8.7/10	12/15	18/20	—	26/35
1core			25-2000	25-2000	25-2000	25-2000	25-2000	25-2000
3core			25-400	25-400	25-400	25-400	25-400	25-400

The rate voltage cables in the 1st class available to the earth fault time within 1 minute. The cables in the 2nd class are available to earth fault time not exceeding 2 hours generally, maximum time doesn't exceed 8 hours.





3. Cable's Main Type and Application

Type		Description	Main Application
Cu core	Al core		
(ZR)YJV or (ZR)YJY	(ZR)YJLV or (ZR)YJLY	(Flame retardant) Cu,Al core XLPE insulated,PVC or PE sheathed power cable	For laying indoor, tunnel, underground and canal. Unable to bear external mechanical pulling force and pressure during laid.
(ZR)YJV22 or (ZR)YJY23	(ZR)YJLV22 or (ZR)YJLY23	(Flame retardant) Cu,Al core XLPE insulated,Steel tape armoured,PVC or PE sheathed power cable	For laying indoor, tunnel, underground and canal. Able to bear external mechanical forces, but unable to bear large pulling force.
(ZR)YJV32 or (ZR)YJY33	(ZR)YJLV32 or (ZR)YJLY33	(Flame retardant) Cu,Al core XLPE insulated,Fine steel wire armoured, PVC or PE sheathed power cable	For laying in shaft, water underground and large difference of level, able to bear external mechanical pressure and moderate pulling force.
(ZR)YJV42 or (ZR)YJY43	(ZR)YJLV42 or (ZR)YJLY43	(Flame retardant) Cu,Al core XLPE insulated,thick steel wire armoured PVC or PE sheathed power cable	For laying in water, seabed and large difference of level,able to bear larger mechanical pressure and pulling force.



4. Cable Main Technical Characteristics

D.C Resistance: D.C Resistance of finished cable at 20°C per km is not more than the following.

Nominal Cross Section mm ²	25	35	50	70	95	120	150	185	240	300
Cu core Ohm	0.727	0.524	0.387	0.268	0.193	0.153	0.124	0.0991	0.0754	0.0601
Al core Ohm	1.20	0.868	0.641	0.443	0.320	0.253	0.206	0.164	0.125	0.100

Nominal Cross Section mm ²	400	500	630	800	1000	1200	1400	1600	1800	2000
Cu core Ohm	0.0470	0.0366	0.0283	0.0221	0.0176	0.0151	0.0123	0.0108	0.0096	0.0086
Al core Ohm	0.0778	0.0605	0.0469	0.0367	0.0291	0.0247	0.0202	0.0177	0.0157	0.0141

Voltage Test and Partial Discharge Test

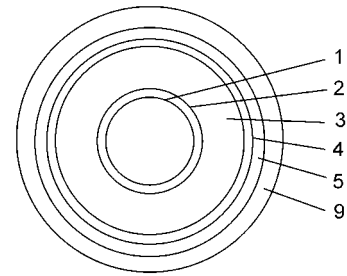
Rated Voltage U0/U KV		0.6/1	1	1.8/3	3/3	3.6/6	6/6 6/10	8.7/10 8.7/15	12/20	18/20 18/30	21/35	26/35
Voltage Test	Test Voltage KV	3.5	4.5	6.5	9.5	11	15	22	30	45	53	65
	Test Time min	5	5	5	5	5	5	5	5	5	5	5
Partial Discharge Test	Test Voltage KV	—	—	—	—	6.3	10.4	15.1	20.8	31.2	36.4	45
	Discharge Capacity < PC	—	—	—	—	20	20	20	20	20	10	10

5. Service Conditions and Parameters of Cable

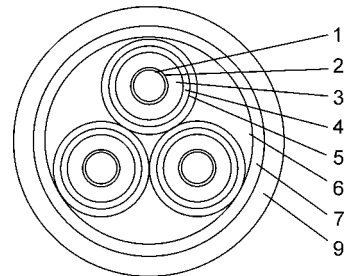
- ★ Max.Conductor Operating Temperature:90°C
- ★ Short Circuit Temperature: 250°C Not more than 5 seconds
- ★ Environmental temperature of operating: In air: 40°C underground: 25°C
- ★ Depth of laying in direct: 80cm
- ★ Thermal Resistance of soil: 100°C . cm/W



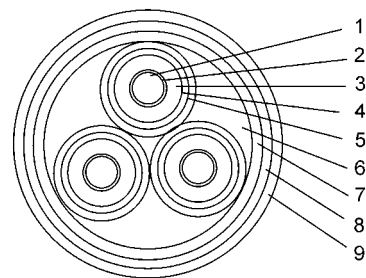
6. Sketch of Cable Cross Section Structure



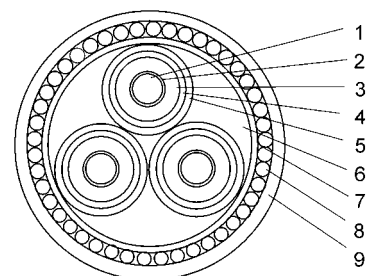
Single core YJV YJLV non-armoured



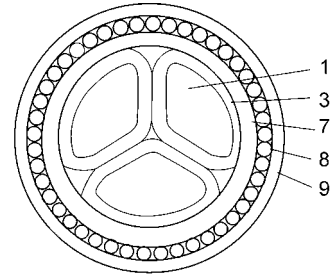
Three cores YJV YJLV non-armoured



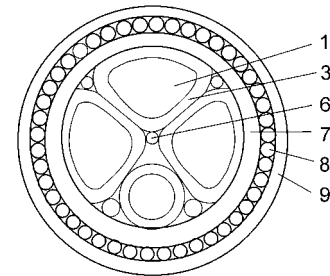
Three cores steel YJV23 YJLV23 tape armoured



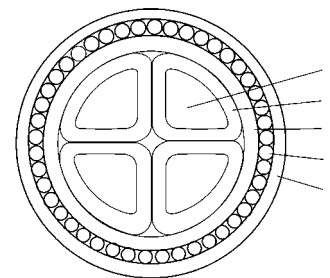
Three cores steel YJV33 YJLV33 wire armoured



Three cores steel YJV33 YJLV33 wire armoured



3 1/2 cores steel YJV33 YJLV33 wire armoured



Four cores steel YJV33 YJLV33 wire armoured

1. Conductor
2. Conductor screen
3. XLPE Insulation
4. Insulation Screen
5. Metal Screen
6. Filler
7. Separating Sheath (Inner Covering)
8. Armour
9. Oversheath

7. Cable's Main Parameter Chart

3.6/6KV Single Core Copper XLPE Insulated Power Cable

Nominal Cross Section mm ²	Insulation Nominal Thickness mm	Armoring Size		Appro. Overall Dia. & Weight						Recommending Current Rating			
		Fine Steel Wire Dia. mm	Thick Steel Wire Dia. mm	YJV		YJV32		YJV33		YJV42		YJV43	
				Overall Dia. mm	Weight kg/km	Overall Dia. mm	Weight kg/km	Overall Dia. mm	Weight kg/km	Overall Dia. mm	Weight kg/km	in Soil A	in Air A
25	2.5	1.6	4	18.5	390	24.1	1254	24.1	1195	31.7	2582	157	140
35	2.5	1.6	4	19.5	442	25.1	1407	25.1	1345	32.9	2818	187	169
50	2.5	1.6	4	20.6	511	26.2	1609	26.2	1544	34	3094	220	202
70	2.5	1.6	4	22.3	608	27.9	1890	27.9	1821	35.9	3446	268	249
95	2.5	1.6	4	23.9	716	29.7	2243	29.7	2165	37.5	3831	320	302
120	2.5	1.6	4	25.3	820	31.1	2544	31.1	2463	39.1	4219	362	345
150	2.5	2	4	26.9	942	32.9	2928	32.9	2837	40.7	4752	406	392
185	2.5	2	4	28.5	1078	35.3	3581	35.3	3483	42.5	5240	457	446
240	2.6	2	4	31.3	1313	38.1	4286	38.1	4174	45.3	6054	529	524
300	2.8	2	4	33.9	1568	40.7	5039	40.7	4914	47.7	6902	597	598
400	3	2	4	37.7	1967	44.5	6223	44.5	6079	51.7	8184	580	692
500	3.2	2.5	4	42	2418	50.2	7969	50.2	7793	56	9581	772	799
630	3.2	2.5	4	45.8	2902	54.2	9477	54.2	9279	59.8	11218	873	915
800	3.2	2.5	4	49.8	3502	58.2	11372	58.2	11151	63.8	13221	976	1036



6/6、6/10KV Single Core Copper XLPE Insulated Power Cable

Nominal Cross Section mm ²	Insulation Nominal Thickness mm	Armoring Size		Appro. Overall Dia. & Weight												Recommending Current Rating	
		Fine Steel Wire Dia. mm	Thick Steel Wire Dia. mm	YJV		YJY		YJV32		YJY33		YJV42		YJY43		in Soil A	in Air A
				Overall Dia. mm	Weight kg/km	Overall Dia. mm	Weight kg/km	Overall Dia. mm	Weight kg/km	Overall Dia. mm	Weight kg/km	Overall Dia. mm	Weight kg/km	Overall Dia. mm	Weight kg/km		
25	3.4	1.6	4	20.3	611	20.3	562	25.7	1381	25.7	1320	33.7	2867	33.7	2773	157	143
35	3.4	1.6	4	21.3	729	21.3	677	26.9	1548	26.9	1481	34.7	2997	34.7	2900	187	172
50	3.4	1.6	4	22.4	895	22.4	840	28	1752	28	1683	36	3295	36	3190	220	205
70	3.4	1.6	4	24.1	1123	24.1	1064	29.9	2051	29.9	1972	37.7	3647	37.7	3537	269	253
95	3.4	1.6	4	25.7	1394	25.7	1330	31.5	2379	31.5	2296	39.5	4161	39.5	4040	320	305
120	3.4	2	4	27.1	1659	27.1	1592	33.9	2934	33.9	2840	40.9	4547	40.9	4421	363	350
150	3.4	2	4	28.7	1975	28.7	1903	35.7	3353	35.7	3248	42.7	5005	42.7	4868	407	396
185	3.4	2	4	30.5	2379	30.5	2269	37.3	3776	37.3	3666	44.3	5490	44.3	5348	458	451
240	3.4	2	4	33.1	2929	33.1	2838	39.7	4460	39.7	4338	46.9	6313	46.9	6155	530	528
300	3.4	2	4	35.1	3530	35.1	3432	41.9	5166	41.9	5037	49.1	7064	49.1	6892	597	601
400	3.4	2.5	4	38.5	4544	38.5	4431	46.5	6765	46.5	6609	52.5	8333	52.5	8141	580	695
500	3.4	2.5	4	42.4	5572	42.4	5442	50.6	8001	50.6	7823	56.4	9724	56.4	9510	772	800
630	3.4	2.5	4	46.2	6871	46.2	6722	54.6	9551	54.6	9352	60.2	11387	60.2	11150	873	916
800	3.4	2.5	4	50.4	8559	50.4	8382	58.6	11409	58.6	11186	64.2	13314	64.2	13052	976	1036

8.7/10、8.7/15KV Single Core Copper XLPE Insulated Power Cable

Nominal Cross Section mm ²	Insulation Nominal Thickness mm	Armoring Size		Appro. Overall Dia. & Weight												Recommending Current Rating	
		Fine Steel Wire Dia. mm	Thick Steel Wire Dia. mm	YJV		YJY		YJV32		YJY33		YJV42		YJY43		in Soil A	in Air A
				Overall Dia. mm	Weight kg/km	Overall Dia. mm	Weight kg/km	Overall Dia. mm	Weight kg/km	Overall Dia. mm	Weight kg/km	Overall Dia. mm	Weight kg/km	Overall Dia. mm	Weight kg/km		
25	4.5	1.6	4.0	22.2	678	22.2	629	28.2	1555	28.2	1485	36.2	3203	36.2	3097	157	145
35	4.5	1.6	4.0	23.6	819	23.6	761	29.4	1727	29.4	1650	37.2	3439	37.2	3331	187	175
50	4.5	1.6	4.0	24.7	989	24.7	928	30.5	1936	30.5	1856	38.5	3743	38.5	3625	221	208
70	4.5	1.6	4.0	26.2	1211	26.2	1149	32.2	2228	32.2	2143	40.2	4101	40.2	3978	269	257
95	4.5	2.0	4.0	28.0	1498	28.0	1428	34.8	2830	34.8	2734	42.0	4519	42.0	4384	321	310
120	4.5	2.0	4.0	29.6	1781	29.6	1703	36.4	3176	36.4	3070	43.4	4910	43.4	4771	364	354
150	4.5	2.0	4.0	31.2	2103	31.2	2021	37.9	3559	37.9	3448	45.2	5478	45.2	5327	407	401
185	4.5	2.0	4.0	33.0	2484	33.0	2393	39.6	3989	39.6	3868	46.8	5970	46.8	5813	459	456
240	4.5	2.0	4.0	35.4	3059	35.4	2961	42.4	4715	42.4	4579	49.4	6803	49.4	6630	531	534
300	4.5	2.5	4.0	37.6	3683	37.6	3573	44.4	5413	44.4	5270	51.6	7562	51.6	7374	598	608
400	4.5	2.5	4.0	41.0	4710	41.0	4584	49.2	7089	49.2	6917	55.0	8947	55.0	8739	582	701
500	4.5	2.5	4.0	44.9	5753	44.9	5609	53.1	8322	53.1	8128	58.9	10251	58.9	10019	773	805
630	4.5	2.5	4.0	48.7	7067	48.7	6903	57.1	9888	57.1	9671	62.7	11929	62.7	11673	874	921
800	4.5	2.5	4.0	52.7	8748	52.7	8563	61.3	11786	61.3	11544	66.7	13974	66.7	13692	978	1041



12/20KV Single Core Copper XLPE Insulated Power Cable

Nominal Cross Section mm ²	Insulation Nominal Thickness mm		Armoring Size		Appro. Overall Dia. & Weight												Recommending Current Rating	
	Fine Steel Wire Dia. mm	Thick Steel Wire Dia. mm	YJV		YJY		YJV32		YJV33		YJV42		YJV43		in Soil A	in Air A		
			Overall Dia. mm	Weight kg/km	Overall Dia. mm	Weight kg/km	Overall Dia. mm	Weight kg/km	Overall Dia. mm	Weight kg/km	Overall Dia. mm	Weight kg/km	Overall Dia. mm	Weight kg/km				
35	1.6	4.0	25.5	896	25.5	836	31.5	1892	31.5	1809	39.5	3777	39.5	3655	187	177		
50	1.6	4.0	26.8	1080	26.8	1014	32.8	2127	32.8	2036	40.6	4067	40.6	3942	221	211		
70	2.0	4.0	28.5	1319	28.5	1248	35.3	2643	35.3	2545	42.5	4449	42.5	4313	270	260		
95	2.0	4.0	30.3	1613	30.3	1533	37.1	3026	37.1	2917	44.1	4854	44.1	4712	321	313		
120	2.0	4.0	31.7	1887	31.7	1804	38.5	3360	38.5	3247	45.7	5270	45.7	5116	364	358		
150	2.0	4.0	33.5	2229	33.5	2136	40.3	3765	40.3	3641	47.3	5721	47.3	5562	408	405		
185	2.0	4.0	35.1	2602	35.1	2504	42.1	4242	42.1	4107	49.1	6238	49.1	6067	460	459		
240	2.0	4.0	37.7	3200	37.7	3090	44.5	4916	44.5	4773	51.7	7081	51.7	6892	532	537		
300	2.5	4.0	40.0	3832	40.0	3710	47.9	6083	47.9	5921	53.7	7928	53.7	7732	599	611		
400	2.5	4.0	43.3	4872	43.3	4733	51.3	7305	51.3	7125	57.1	9220	57.1	9003	584	703		
500	2.5	4.0	47.1	5928	47.1	5770	55.3	8610	55.3	8408	60.9	10639	60.9	10399	773	807		
630	2.5	4.0	51.0	7256	51.0	7077	59.4	10152	59.4	9918	64.8	12328	64.8	12064	875	922		
800	2.5	4.0	54.9	8951	54.9	8750	63.5	12102	63.5	11843	68.9	14314	68.9	14012	979	1043		

18/20、18/30KV Single Core Copper XLPE Insulated Power Cable

Nominal Cross Section mm ²	Insulation Nominal Thickness mm		Armoring Size		Appro. Overall Dia. & Weight												Recommending Current Rating	
	Fine Steel Wire Dia. mm	Thick Steel Wire Dia. mm	YJV		YJY		YJV32		YJV33		YJV42		YJV43		in Soil A	in Air A		
			Overall Dia. mm	Weight kg/km	Overall Dia. mm	Weight kg/km	Overall Dia. mm	Weight kg/km	Overall Dia. mm	Weight kg/km	Overall Dia. mm	Weight kg/km	Overall Dia. mm	Weight kg/km				
50	2.0	4.0	32.2	1350	32.2	1266	39.2	2881	39.2	2761	46.2	4739	46.2	4584	221	216		
70	2.0	4.0	34.1	1618	34.1	1523	40.9	3196	40.9	3071	47.9	5220	47.9	5059	270	266		
95	2.0	4.0	35.9	1928	35.9	1823	42.7	3596	42.7	3459	49.7	5660	49.7	5486	322	320		
120	2.0	4.0	37.3	2214	37.3	2105	44.1	3942	44.1	3800	51.3	6090	51.3	5903	365	365		
150	2.5	4.0	38.9	2555	38.9	2441	46.9	4778	46.9	4620	52.9	6554	52.9	6361	409	412		
185	2.5	4.0	40.7	2958	40.7	2833	48.9	5295	48.9	5124	54.7	7088	54.7	6881	461	468		
240	2.5	4.0	43.3	3580	43.3	3441	51.3	6034	51.3	5854	57.1	7928	57.1	7712	533	546		
300	2.5	4.0	45.3	4211	45.3	4065	53.7	6844	53.7	6648	59.3	8817	59.3	8584	600	620		
400	2.5	4.0	48.9	5300	48.9	5129	57.1	8099	57.1	7882	62.7	10139	62.7	9883	587	713		
500	2.5	4.0	52.5	6367	52.5	6182	61.1	9404	61.1	9162	66.5	11592	66.5	11310	775	817		
630	2.5	4.0	56.6	7751	56.6	7537	65.0	10996	65.0	10730	70.4	13211	70.4	12904	877	933		
800	2.5	4.0	60.5	9481	60.5	9242	69.3	12976	69.3	12673	74.3	15304	74.3	14968	980	1054		



21/35KV Single Core Copper XLPE Insulated Power Cable

Nominal Cross Section mm ²	Insulation Nominal Thickness mm	Armoring Size		Appro. Overall Dia. & Weight												Recommending Current Rating	
		Fine Steel Wire Dia. mm	Thick Steel Wire Dia. mm	YJV		YJV32		YJV33		YJV42		YJV43		in Soil A	in Air A		
				Overall Dia. mm	Weight kg/km	Overall Dia. mm	Weight kg/km	Overall Dia. mm	Weight kg/km	Overall Dia. mm	Weight kg/km	Overall Dia. mm	Weight kg/km				
50	9.3	2.0	4.0	35.1	1516	35.1	3170	42.1	3035	50.6	5427	50.6	5250	221	218		
70	9.3	2.0	4.0	37.0	1792	37.0	3492	43.8	3352	52.5	5830	52.5	5639	270	268		
95	9.3	2.5	4.0	38.6	2094	38.6	4333	46.8	4176	54.1	6257	54.1	6059	322	322		
120	9.3	2.5	4.0	40.2	2403	40.2	4736	48.4	4567	55.7	6702	55.7	6491	365	368		
150	9.3	2.5	4.0	41.8	2751	41.8	5175	50.0	5000	57.3	7168	57.3	6951	409	415		
185	9.3	2.5	4.0	43.6	3162	43.6	5642	51.8	5453	59.1	7718	59.1	7485	461	471		
240	9.3	2.5	4.0	46.2	3796	46.2	6453	54.4	6255	61.7	8588	61.7	8336	533	549		
300	9.3	2.5	4.0	48.2	4436	48.2	7212	56.6	6998	63.7	9466	63.7	9205	601	623		
400	9.3	2.5	4.0	51.6	5519	51.6	8507	60.2	8270	67.1	10762	67.1	10478	588	717		
500	9.3	2.5	4.0	55.4	6625	55.4	9806	64.0	9544	71.0	12229	71.0	11918	775	820		
630	9.3	2.5	4.0	59.3	8001	59.3	11443	68.1	11155	74.8	13967	74.8	13628	877	937		
800	9.3	2.5	4.0	63.4	9774	63.4	13486	72.4	13158	79.0	16018	79.0	15639	981	1058		

26/35KV Single Core Copper XLPE Insulated Power Cable

Nominal Cross Section mm ²	Insulation Nominal Thickness mm	Armoring Size		Appro. Overall Dia. & Weight												Recommending Current Rating	
		Fine Steel Wire Dia. mm	Thick Steel Wire Dia. mm	YJLV		YJLV32		YJLV33		YJLV42		YJLV43		in Soil A	in Air A		
				Overall Dia. mm	Weight kg/km	Overall Dia. mm	Weight kg/km	Overall Dia. mm	Weight kg/km	Overall Dia. mm	Weight kg/km	Overall Dia. mm	Weight kg/km				
50	10.5	2.5	4.0	38.2	1710	38.2	3888	46.2	3733	52.2	5700	52.2	5509	221	219		
70	10.5	2.5	4.0	40.1	1995	40.1	4266	48.1	4105	53.9	6093	53.9	5897	270	270		
95	10.5	2.5	4.0	41.7	2304	41.7	4688	49.9	4513	55.7	6550	55.7	6339	322	324		
120	10.5	2.5	4.0	43.3	2622	43.3	5077	51.3	4897	57.1	6971	57.1	6754	365	369		
150	10.5	2.5	4.0	44.9	2977	44.9	5567	53.3	5373	58.9	7475	58.9	7243	409	417		
185	10.5	2.5	4.0	46.7	3398	46.7	6084	55.1	5875	60.5	8000	60.5	7762	461	473		
240	10.5	2.5	4.0	49.3	4045	49.3	6846	57.5	6628	63.1	8889	63.1	8631	533	551		
300	10.5	2.5	4.0	51.3	4694	51.3	7681	59.9	7445	65.3	9799	65.3	9523	601	625		
400	10.5	2.5	4.0	54.7	5794	54.7	8970	63.3	8711	68.7	11153	68.7	10853	588	719		
500	10.5	2.5	4.0	58.1	6878	58.1	10271	66.9	9988	72.1	12596	72.1	12270	775	822		
630	10.5	2.5	4.0	62.0	8271	62.0	11858	70.8	11549	76.0	14249	76.0	13895	877	938		
800	10.5	2.5	4.0	66.1	10062	66.1	13920	75.1	13570	79.9	16376	79.9	15992	980	1059		



3.6/6KV Single Core Aluminium XLPE Insulated Power Cable

Nominal Cross Section mm ²	Insulation Nominal Thickness mm	Armoring Size		Appro. Overall Dia. & Weight												Recommending Current Rating	
		Fine Steel Wire Dia. mm	Thick Steel Wire Dia. mm	YJLV		YJLY		YJLV32		YJLY33		YJLV42		YJLY43		in Soil A	in Air A
				Overall Dia. mm	Weight kg/km	Overall Dia. mm	Weight kg/km	Overall Dia. mm	Weight kg/km	Overall Dia. mm	Weight kg/km	Overall Dia. mm	Weight kg/km	Overall Dia. mm	Weight kg/km		
25	2.5	1.6	4.0	18.5	390	18.5	345	24.1	1096	24.1	1037	31.7	2507	31.7	2424	122	109
35	2.5	1.6	4.0	19.5	442	19.5	395	25.1	1186	25.1	1124	32.9	2688	32.9	2597	145	131
50	2.5	1.6	4.0	20.6	511	20.6	461	26.2	1293	26.2	1228	34.0	2873	34.0	2779	171	156
70	2.5	1.6	4.0	22.3	608	22.3	553	27.9	1448	27.9	1379	35.9	3109	35.9	3005	208	194
95	2.5	1.6	4.0	23.9	716	23.9	658	29.7	1643	29.7	1565	37.5	3340	37.5	3231	248	234
120	2.5	1.6	4.0	25.3	820	25.3	757	31.1	1787	31.1	1705	39.1	3581	39.1	3462	281	268
150	2.5	2.0	4.0	26.9	942	26.9	875	32.9	1981	32.9	1890	40.7	3930	40.7	3805	315	304
185	2.5	2.0	4.0	28.5	1078	28.5	1007	35.3	2413	35.3	2315	42.5	4208	42.5	4072	356	347
240	2.6	2.0	4.0	31.3	1313	31.3	1231	38.1	2770	38.1	2659	45.3	4960	45.3	4538	412	408
300	2.8	2.0	4.0	33.9	1568	33.9	1474	40.7	3145	40.7	3020	47.7	5168	47.7	5008	465	466
400	3.0	2.0	4.0	37.7	1967	37.7	1856	44.5	3697	44.5	3554	51.7	5847	51.7	5659	534	544
500	3.2	2.5	4.0	42.0	2418	42.0	2288	50.2	4843	50.2	4667	56.0	6668	56.0	6455	611	632
630	3.2	2.5	4.0	45.8	2902	45.8	2754	54.2	5539	54.2	5340	59.8	7515	59.8	7279	697	730
800	3.2	2.5	4.0	49.8	3502	49.8	3334	58.2	6371	58.2	6150	63.8	8480	63.8	8220	790	837

6/6、6/10KV Single Core Aluminium XLPE Insulated Power Cable

Nominal Cross Section mm ²	Insulation Nominal Thickness mm	Armoring Size		Appro. Overall Dia. & Weight												Recommending Current Rating	
		Fine Steel Wire Dia. mm	Thick Steel Wire Dia. mm	YJLV		YJLY		YJLV32		YJLV33		YJLV42		YJLY43		in Soil A	in Air A
				Overall Dia. mm	Weight kg/km	Overall Dia. mm	Weight kg/km	Overall Dia. mm	Weight kg/km	Overall Dia. mm	Weight kg/km	Overall Dia. mm	Weight kg/km	Overall Dia. mm	Weight kg/km		
25	3.4	1.6	4.0	20.3	453	20.3	404	25.7	1223	25.7	1163	33.7	2709	33.7	2616	122	111
35	3.4	1.6	4.0	21.3	508	21.3	456	26.9	1327	26.9	1260	34.7	2776	34.7	2679	145	133
50	3.4	1.6	4.0	22.4	579	22.4	525	28.0	1437	28.0	1367	36.0	2979	36.0	2874	171	159
70	3.4	1.6	4.0	24.1	681	24.1	622	29.9	1609	29.9	1530	37.7	3205	37.7	3095	209	197
95	3.4	1.6	4.0	25.7	794	25.7	730	31.5	1780	31.5	1697	39.5	3561	39.5	3440	248	237
120	3.4	2.0	4.0	27.1	901	27.1	834	33.9	2177	33.9	2082	40.9	3789	40.9	3663	282	272
150	3.4	2.0	4.0	28.7	1028	28.7	956	35.7	2405	35.7	2301	42.7	4058	42.7	3921	316	307
185	3.4	2.0	4.0	30.5	1181	30.5	1101	37.3	2608	37.3	2498	44.3	4322	44.3	4180	357	351
240	3.4	2.0	4.0	33.1	1414	33.1	1322	39.7	2945	39.7	2823	46.9	4798	46.9	4640	413	412
300	3.4	2.0	4.0	35.1	1636	35.1	1538	41.9	3272	41.9	3143	49.1	5170	49.1	4998	466	470
400	3.4	2.5	4.0	38.5	2019	38.5	1906	46.5	4239	46.5	4083	52.5	5807	52.5	5616	534	546
500	3.4	2.5	4.0	42.4	2446	42.4	2316	50.6	4875	50.6	4697	56.4	6598	56.4	6384	611	633
630	3.4	2.5	4.0	46.2	2933	46.2	2784	54.6	5613	54.6	5413	60.2	7448	60.2	7211	698	732
800	3.4	2.5	4.0	50.4	3557	50.4	3381	58.6	6407	58.6	6184	64.2	8313	64.2	8051	791	838



8.7/10、8.7/15KV Single Core Aluminium XLPE Insulated Power Cable

Nominal Cross Section mm ²	Insulation Nominal Thickness mm		Armoring Size		Appro. Overall Dia. & Weight												Recommending Current Rating	
	Fine Steel Wire Dia. mm	Thick Steel Wire Dia. mm	YJLV		YJLY		YJLV32		YJLV33		YJLV42		YJLV43		in Soil	in Air		
			Overall Dia. mm	Weight kg/km	Overall Dia. mm	Weight kg/km	Overall Dia. mm	Weight kg/km	Overall Dia. mm	Weight kg/km	Overall Dia. mm	Weight kg/km	Overall Dia. mm	Weight kg/km				
25	1.6	4.0	22.2	520	22.2	471	28.2	1397	28.2	1327	36.2	3045	36.2	2939	122	113		
35	1.6	4.0	23.6	598	23.6	540	29.4	1506	29.4	1429	37.2	3218	37.2	3110	145	136		
50	1.6	4.0	24.7	673	24.7	612	30.5	1620	30.5	1504	38.5	3427	38.5	3309	171	161		
70	1.6	4.0	26.2	769	26.2	707	32.2	1786	32.2	1701	40.2	3659	40.2	3536	209	200		
95	2.0	4.0	28.0	898	28.0	829	34.8	2231	34.8	2134	42.0	3919	42.0	3784	249	240		
120	2.0	4.0	29.6	1023	29.6	945	36.4	2418	36.4	2312	43.4	4152	43.4	4013	283	276		
150	2.0	4.0	31.2	1156	31.2	1074	37.9	2612	37.9	2501	45.2	4531	45.2	4380	316	311		
185	2.0	4.0	33.0	1316	33.0	1225	39.6	2821	39.6	2700	46.8	4802	46.8	4645	357	355		
240	2.0	4.0	35.4	1544	35.4	1445	42.4	3200	42.4	3064	49.4	5288	49.4	5115	414	416		
300	2.5	4.0	37.6	1789	37.6	1679	44.4	3519	44.4	3376	51.6	5668	51.6	5480	467	474		
400	2.5	4.0	41.0	2185	41.0	2059	49.2	4564	49.2	4391	55.0	6422	55.0	6213	535	550		
500	2.5	4.0	44.9	2627	44.9	2483	53.1	5196	53.1	5002	58.9	7125	58.9	6893	612	638		
630	2.5	4.0	48.7	3129	48.7	2965	57.1	5949	57.1	5732	62.7	7990	62.7	7734	699	735		
800	2.5	4.0	52.7	3747	52.7	3562	61.3	6784	61.3	6542	66.7	8973	66.7	8691	792	842		

12/20KV Single Core Aluminium XLPE Insulated Power Cable

Nominal Cross Section mm ²	Insulation Nominal Thickness mm		Armoring Size		Appro. Overall Dia. & Weight												Recommending Current Rating	
	Fine Steel Wire Dia. mm	Thick Steel Wire Dia. mm	YJLV		YJLY		YJLV32		YJLV33		YJLV42		YJLV43		in Soil	in Air		
			Overall Dia. mm	Weight kg/km	Overall Dia. mm	Weight kg/km	Overall Dia. mm	Weight kg/km	Overall Dia. mm	Weight kg/km	Overall Dia. mm	Weight kg/km	Overall Dia. mm	Weight kg/km				
35	1.6	4.0	25.5	675	25.5	615	31.5	1815	31.5	1723	39.5	3556	39.5	3435	145	138		
50	1.6	4.0	26.8	764	26.8	698	32.8	2166	32.8	2068	40.6	3751	40.6	3627	172	164		
70	2.0	4.0	28.5	877	28.5	806	35.3	2376	35.3	2268	42.5	4007	42.5	3871	210	203		
95	2.0	4.0	30.3	1013	30.3	933	37.1	2556	37.1	2442	44.1	4254	44.1	4112	250	244		
120	2.0	4.0	31.7	1130	31.7	1046	38.5	2745	38.5	2622	45.7	4512	45.7	4359	283	279		
150	2.0	4.0	33.5	1282	33.5	1189	40.3	2965	40.3	2836	47.3	4773	47.3	4614	317	315		
185	2.0	4.0	35.1	1434	35.1	1336	42.1	3191	42.1	3051	49.1	5070	49.1	4898	358	359		
240	2.0	4.0	37.7	1685	37.7	1575	44.5	4003	44.5	3843	51.7	5565	51.7	5377	415	421		
300	2.5	4.0	40.0	1938	40.0	1816	47.9	4353	47.9	4179	53.7	6033	53.7	5837	468	479		
400	2.5	4.0	43.3	2346	43.3	2207	51.3	4982	51.3	4787	57.1	6695	57.1	6478	537	555		
500	2.5	4.0	47.1	2802	47.1	2644	55.3	5681	55.3	5464	60.9	7513	60.9	7273	613	641		
630	2.5	4.0	51.0	3317	51.0	3138	59.4	6399	59.4	6158	64.8	8390	64.8	8125	700	739		
800	2.5	4.0	54.9	3949	54.9	3749	63.5	7264	63.5	6998	68.9	9312	68.9	9011	794	847		



18/20、18/30KV Single Core Aluminium XLPE Insulated Power Cable

Nominal Cross Section mm ²	Insulation Nominal Thickness mm	Armoring Size		Appro. Overall Dia. & Weight												Recommending Current Rating	
		Fine Steel Wire Dia. mm	Thick Steel Wire Dia. mm	YJLV		YJLY		YJLV32		YJLY33		YJLV42		YJLY43		in Soil	in Air
				Overall Dia. mm	Weight kg/km	Overall Dia. mm	Weight kg/km	Overall Dia. mm	Weight kg/km	Overall Dia. mm	Weight kg/km	Overall Dia. mm	Weight kg/km	Overall Dia. mm	Weight kg/km		
50	8.0	2.0	4.0	32.2	1035	32.2	950	39.2	2565	39.2	2445	46.2	4423	46.2	4268	172	168
70	8.0	2.0	4.0	34.1	1176	34.1	1081	40.9	2754	40.9	2629	47.9	4778	47.9	4617	210	207
95	8.0	2.0	4.0	35.9	1328	35.9	1223	42.7	2996	42.7	2859	49.7	5060	49.7	4886	250	248
120	8.0	2.0	4.0	37.3	1457	37.3	1348	44.1	3185	44.1	3043	51.3	5332	51.3	5145	284	284
150	8.0	2.5	4.0	38.9	1608	38.9	1494	46.9	3831	46.9	3673	52.9	5607	52.9	5414	318	320
185	8.0	2.5	4.0	40.7	1790	40.7	1665	48.9	4127	48.9	3956	54.7	5920	54.7	5713	359	365
240	8.0	2.5	4.0	43.3	2064	43.3	1925	51.3	4519	51.3	4339	57.1	6413	57.1	6196	416	425
300	8.0	2.5	4.0	45.3	2317	45.3	2171	53.7	4950	53.7	4757	59.3	6923	59.3	6690	470	483
400	8.0	2.5	4.0	48.9	2774	48.9	2603	57.1	5574	57.1	5357	62.7	7614	62.7	7358	538	560
500	8.0	2.5	4.0	52.5	3241	52.5	3056	61.1	6278	61.1	6037	66.5	8466	66.5	8184	615	648
630	8.0	2.5	4.0	56.6	3813	56.6	3598	65.0	7057	65.0	6791	70.4	9273	70.4	8965	703	746
800	8.0	2.5	4.0	60.5	4479	60.5	4240	69.3	7974	69.3	7671	74.3	10302	74.3	9966	797	854

21/35KV Single Core Aluminium XLPE Insulated Power Cable

Nominal Cross Section mm ²	Insulation Nominal Thickness mm	Armoring Size		Appro. Overall Dia. & Weight												Recommending Current Rating	
		Fine Steel Wire Dia. mm	Thick Steel Wire Dia. mm	YJLV		YJLY		YJLV32		YJLY33		YJLV42		YJLY43		in Soil	in Air
				Overall Dia. mm	Weight kg/km	Overall Dia. mm	Weight kg/km	Overall Dia. mm	Weight kg/km	Overall Dia. mm	Weight kg/km	Overall Dia. mm	Weight kg/km	Overall Dia. mm	Weight kg/km		
50	9.3	2.0	4.0	35.1	1200	35.1	1103	42.1	2854	42.1	2719	50.6	4837	50.6	4665	172	169
70	9.3	2.0	4.0	37.0	1350	37.0	1242	43.8	3050	43.8	2910	52.5	5199	52.5	5021	210	208
95	9.3	2.5	4.0	38.6	1494	38.6	1381	46.8	3733	46.8	3576	54.1	5489	54.1	5297	250	250
120	9.3	2.5	4.0	40.2	1645	40.2	1522	48.4	3979	48.4	3908	55.7	5744	55.7	5547	284	285
150	9.3	2.5	4.0	41.8	1803	41.8	1675	50.0	4228	50.0	4053	57.3	6050	57.3	5839	318	32
185	9.3	2.5	4.0	43.6	1994	43.6	1854	51.8	4474	51.8	4285	59.1	6346	59.1	6128	360	366
240	9.3	2.5	4.0	46.2	2280	46.2	2125	54.4	4938	54.4	4739	61.7	6875	61.7	6638	417	427
300	9.3	2.5	4.0	48.2	2541	48.2	2379	56.6	5318	56.6	5103	63.7	7395	63.7	7141	470	485
400	9.3	2.5	4.0	51.6	2993	51.6	2812	60.2	5982	60.2	5745	67.1	8101	67.1	7824	539	562
500	9.3	2.5	4.0	55.4	3499	55.4	3296	64.0	6680	64.0	6419	71.0	8971	71.0	8667	616	648
630	9.3	2.5	4.0	59.3	4062	59.3	3837	68.1	7505	68.1	7216	74.8	9795	74.8	9464	704	746
800	9.3	2.5	4.0	63.4	4773	63.4	4514	72.4	8484	72.4	8157	79.0	10743	79.0	10482	798	853



26/35KV Single Core Aluminium XLPE Insulated Power Cable

Nominal Cross Section mm ²	Insulation Nominal Thickness mm	Armoring Size		Appro. Overall Dia. & Weight												Recommending Current Rating	
		Fine Steel Wire Dia. mm	Thick Steel Wire Dia. mm	YJLV		YJLY		YJLV32		YJLV33		YJLV42		YJLV43		in Soil A	in Air A
				Overall Dia. mm	Weight kg/km	Overall Dia. mm	Weight kg/km	Overall Dia. mm	Weight kg/km	Overall Dia. mm	Weight kg/km	Overall Dia. mm	Weight kg/km	Overall Dia. mm	Weight kg/km		
50	10.5	2.5	4.0	38.2	1394	38.2	1282	46.2	3572	46.2	3417	52.2	5384	52.2	5194	172	170
70	10.5	2.5	4.0	40.1	1553	40.1	1430	48.1	3824	48.1	3663	53.9	5651	53.9	5455	210	210
95	10.5	2.5	4.0	41.7	1705	41.7	1576	49.9	4088	49.9	3913	55.7	5951	55.7	5739	251	252
120	10.5	2.5	4.0	43.3	1865	43.3	1726	51.3	4319	51.3	4139	57.1	6213	57.1	5996	285	288
150	10.5	2.5	4.0	44.9	2030	44.9	1886	53.3	4620	53.3	4426	58.9	6528	58.9	6296	319	324
185	10.5	2.5	4.0	46.7	2230	46.7	2074	55.1	4916	55.1	4707	60.5	6832	60.5	6593	360	369
240	10.5	2.5	4.0	49.3	2529	49.3	2357	57.5	5331	57.5	5113	63.1	7373	63.1	7116	417	431
300	10.5	2.5	4.0	51.3	2800	51.3	2620	59.9	5786	59.9	5551	65.3	7905	65.3	7629	471	489
400	10.5	2.5	4.0	54.7	3269	54.7	3069	63.3	6444	63.3	6186	68.7	8628	68.7	8328	540	566
500	10.5	2.5	4.0	58.1	3752	58.1	3531	66.9	7145	66.9	6862	72.1	9470	72.1	9144	617	653
630	10.5	2.5	4.0	62.0	4333	62.0	4088	70.8	7920	70.8	7610	76.0	10310	76.0	9956	704	752
800	10.5	2.5	4.0	66.1	5061	66.1	4781	75.1	8918	75.1	8568	79.9	11375	79.9	10990	799	859

3.6/6KV Three Cores Copper XLPE Insulated Power Cable

Nominal Cross Section mm ²	Insulation Nominal Thickness mm	Armoring Size		Appro. Overall Dia. & Weight												Recommending Current Rating						
		Steel Tape Layer X Thickness Dia. mm	Fine Steel Wire Dia. mm	Thick Steel Wire Dia. mm	YJV		YJY		YJV22		YJV23		YJV32		YJV33		YJV42		YJV43		in Soil A	in Air A
					Overall Dia. mm	Weight kg/km	Overall Dia. mm	Weight kg/km	Overall Dia. mm	Weight kg/km	Overall Dia. mm	Weight kg/km	Overall Dia. mm	Weight kg/km	Overall Dia. mm	Weight kg/km	Overall Dia. mm	Weight kg/km	Overall Dia. mm	Weight kg/km		
25	2.5	2 × 0.5	2.0	4.0	36.7	1634	36.7	1527	41.3	2494	41.3	2367	43.5	3306	43.5	3166	50.8	5416	50.8	5238	156	140
35	2.5	2 × 0.5	2.5	4.0	39.1	2007	39.1	1888	43.7	2920	43.7	2780	45.7	3752	45.7	3604	53.2	5926	53.2	5732	186	170
50	2.5	2 × 0.5	2.5	4.0	41.7	2529	41.7	2396	46.5	3523	46.5	3367	49.7	4858	49.7	4684	55.5	6684	55.5	6474	221	206
70	2.5	2 × 0.5	2.5	4.0	45.6	3244	45.6	3091	50.6	4353	50.6	4175	53.8	5815	53.8	5618	59.7	7762	59.7	7526	270	257
95	2.5	2 × 0.5	2.5	4.0	49.3	4092	49.3	3920	56.3	5288	56.3	5089	57.5	6848	57.5	6630	63.4	8967	63.4	8707	322	314
120	2.5	2 × 0.5	2.5	4.0	52.6	4915	52.6	4723	57.8	6214	57.8	5994	61.0	7890	61.0	7649	66.7	10050	66.7	9768	366	362
150	2.5	2 × 0.5	2.5	4.0	56.3	5908	56.3	5695	61.5	7296	61.5	7053	64.7	9068	64.7	8804	70.4	11295	70.4	10987	411	414
185	2.5	2 × 0.5	2.5	4.0	60.0	7045	60.0	6808	65.4	8552	65.4	8284	68.6	10458	68.6	10167	74.2	12788	74.2	12453	463	475
240	2.6	2 × 0.5	2.5	4.0	66.2	8880	66.2	8600	71.8	10568	71.8	10254	75.0	12648	75.0	12309	80.3	15111	80.3	14725	535	561
300	2.8	2 × 0.5	3.15	4.0	71.8	10861	71.8	10540	77.7	12736	77.7	12374	82.4	15934	82.4	15527	86.0	17590	86.0	17152	602	644
400	3.0	2 × 0.8	3.15	4.0	80.1	14062	80.1	13677	87.7	17105	87.7	16658	91.2	19862	91.2	19371	94.2	21543	94.2	21036	683	749



6/6、6/10KV Three Cores Copper XLPE Insulated Power Cable

Nominal Cross Section mm ²	Insulation Thickness mm	Armoring Size			Appro. Overall Dia. & Weight												Recommending Current Rating						
		Steel Tape Layer x Thickness	Fine Steel Wire Dia. mm	Thick Steel Wire Dia. mm	YJV		YJY		YJV22		YJV23		YJV32		YJV33		YJV42		YJV43				
					Overall Dia. mm	Weight kg/km	Overall Dia. mm	Weight kg/km	Overall Dia. mm	Weight kg/km	Overall Dia. mm	Weight kg/km	Overall Dia. mm	Weight kg/km	Overall Dia. mm	Weight kg/km	Overall Dia. mm	Weight kg/km	Overall Dia. mm	Weight kg/km	in Soil	in Air	
25	3.4	2 × 0.5	2.5	4.0	40.9	1857	1732	40.9	1732	45.7	2835	45.7	2687	48.9	4135	48.9	3971	55.0	6002	55.0	5801	156	142
35	3.4	2 × 0.5	2.5	4.0	43.3	2243	2104	48.1	3274	48.1	3113	51.3	4658	51.3	4478	57.4	6525	57.4	6307	186	173		
50	3.4	2 × 0.5	2.5	4.0	45.9	2779	2625	50.9	3894	50.9	3715	54.1	5355	54.1	5158	59.7	7296	59.7	7061	220	208		
70	3.4	2 × 0.5	2.5	4.0	49.8	3501	3327	54.8	4708	54.8	4508	58.0	6311	58.0	6091	63.9	8393	63.9	8131	269	260		
95	3.4	2 × 0.5	2.5	4.0	53.5	4367	4171	58.7	5689	58.7	5465	62.1	7415	62.1	7162	67.6	9616	67.6	9330	322	317		
120	3.4	2 × 0.5	2.5	4.0	56.8	5217	5001	62.4	6674	62.4	6419	65.6	8479	65.6	8201	70.9	10716	70.9	10406	366	365		
150	3.4	2 × 0.5	2.5	4.0	60.5	6230	5991	66.1	7778	66.1	7498	69.3	9678	69.3	9375	74.6	11980	74.6	11642	411	417		
185	3.4	2 × 0.5	2.5	4.0	64.2	7385	7122	70.0	9057	70.0	8751	73.2	11093	73.2	10762	78.6	13525	78.6	13148	463	478		
240	3.4	2 × 0.5	3.15	4.0	69.9	9178	8872	75.9	11028	75.9	10674	80.4	14191	80.4	13804	84.0	15799	84.0	15382	535	563		
300	3.4	2 × 0.5	3.15	4.0	74.6	11091	10748	80.7	13078	80.7	12690	85.4	16457	85.4	16022	88.8	18103	88.8	17638	602	645		
400	3.4	2 × 0.8	3.15	4.0	82.1	14278	13872	89.7	17393	89.7	16923	93.0	20188	93.0	19687	96.3	21994	96.3	21462	683	749		

8.7/10、8.7/15KV Three Cores Copper XLPE Insulated Power Cable

Nominal Cross Section mm ²	Insulation Thickness mm	Armoring Size			Appro. Overall Dia. & Weight												Recommending Current Rating				
		Steel Tape Layer x Thickness	Fine Steel Wire Dia. mm	Thick Steel Wire Dia. mm	YJV		YJY		YJV22		YJV23		YJV32		YJV33		YJV42		YJV43		
					Overall Dia. mm	Weight kg/km	Overall Dia. mm	Weight kg/km	Overall Dia. mm	Weight kg/km	Overall Dia. mm	Weight kg/km	Overall Dia. mm	Weight kg/km	Overall Dia. mm	Weight kg/km	Overall Dia. mm	Weight kg/km	Overall Dia. mm	Weight kg/km	Overall Dia. mm
25	4.5	2 × 0.5	2.5	4.0	46.3	2183	2028	51.3	3308	51.3	3128	54.5	4797	54.5	4598	60.1	6700	60.1	6463	156	144
35	4.5	2 × 0.5	2.5	4.0	48.7	2585	2415	53.7	3765	53.7	3569	56.9	5297	56.9	5081	62.5	7341	62.5	7086	186	175
50	4.5	2 × 0.5	2.5	4.0	51.3	3126	2939	56.5	4393	56.5	4179	59.7	6015	59.7	5780	65.1	8138	65.1	7863	220	210
70	4.5	2 × 0.5	2.5	4.0	55.2	3885	3675	60.4	5246	60.4	5007	63.6	6999	63.6	6739	69.4	9260	69.4	8957	269	263
95	4.5	2 × 0.5	2.5	4.0	58.9	4775	4543	64.3	6255	64.3	5992	67.5	8104	67.5	7818	73.1	10405	73.1	10075	322	319
120	4.5	2 × 0.5	2.5	4.0	62.2	5647	5393	67.8	7238	67.8	6951	71.0	9191	71.0	8880	76.4	11630	76.4	11274	365	368
150	4.5	2 × 0.5	2.5	4.0	65.9	6684	6406	71.5	8367	71.5	8054	74.7	10455	74.7	10117	80.1	12917	80.1	12532	410	419
185	4.5	2 × 0.5	3.15	4.0	69.7	7864	7559	75.7	9707	75.7	9355	80.2	12781	80.2	12396	83.8	14451	83.8	14037	463	480
240	4.5	2 × 0.5	3.15	4.0	75.3	9690	9340	81.3	11680	81.3	11288	86.0	15109	86.0	14671	89.5	16798	89.5	16329	535	565
300	4.5	2 × 0.8	3.15	4.0	80.0	11623	11236	87.5	14651	87.5	14205	90.8	17372	90.8	16896	94.1	19093	94.1	18587	602	647
400	4.5	2 × 0.8	3.15	4.0	87.6	14872	14414	95.4	18228	95.4	17701	98.7	21197	98.7	20638	101.7	22971	101.7	22380	683	751



12/20KV Three Cores Copper XLPE Insulated Power Cable

Nominal Cross Section mm ²	Insulation Nominal Thickness mm	Armoring Size				Appro. Overall Dia. & Weight												Recommending Current Rating				
		Steel Layer X Thickness	Fine Steel Wire Dia. mm	Thick Steel Wire Dia. mm	YJV	YJY		YJV22		YJV23		YJV32		YJV33		YJV42		YJV43		in Soil	in Air	
						Overall Dia. mm	Weight kg/km	Overall Dia. mm	Weight kg/km	Overall Dia. mm	Weight kg/km	Overall Dia. mm	Weight kg/km	Overall Dia. mm	Weight kg/km	Overall Dia. mm	Weight kg/km	Overall Dia. mm	Weight kg/km			Overall Dia. mm
35	5.5	2 × 0.5	2.5	4.0	53.5	2895	53.5	2700	58.7	4215	58.7	3992	61.9	5915	61.9	5671	67.3	8032	67.3	7747	186	176
50	5.5	2 × 0.5	2.5	4.0	56.1	3462	56.1	3250	61.5	4873	61.5	4631	64.7	6652	64.7	6388	69.9	8844	69.9	8538	220	211
70	5.5	2 × 0.5	2.5	4.0	60.0	4243	60.0	4007	65.4	5750	65.4	5482	68.8	7689	68.8	7388	73.8	9979	73.8	9646	269	264
95	5.5	2 × 0.5	2.5	4.0	63.7	5155	63.7	4894	69.5	6814	69.5	6510	72.7	8820	72.7	8492	77.5	11145	77.5	10783	322	320
120	5.5	2 × 0.5	3.15	4.0	67.0	6046	67.0	5762	72.8	7787	72.8	7458	77.3	10784	77.3	10423	84.7	12423	84.7	12023	365	368
150	5.5	2 × 0.5	3.15	4.0	70.7	7104	70.7	6795	76.7	8975	76.7	8617	81.2	12094	81.2	11703	84.7	13733	84.7	13302	410	420
185	5.5	2 × 0.5	3.15	4.0	74.6	8300	74.6	7953	80.6	10271	80.6	9884	85.3	13652	85.3	13217	88.4	15289	88.4	14826	462	480
240	5.5	2 × 0.8	3.15	4.0	80.1	10159	80.1	9774	87.7	13202	87.7	12755	91.0	15916	91.0	15439	93.9	17628	93.9	17123	534	565
300	5.5	2 × 0.8	3.15	4.0	84.8	12137	84.8	11708	92.5	15361	92.5	14863	95.8	18211	95.8	17682	98.7	19993	98.7	19433	602	646
400	5.5	2 × 0.8	3.15	4.0	92.3	15409	92.3	14913	100.3	18991	100.3	18422	103.6	22146	103.6	21544	106.1	23973	106.1	23341	683	750

18/20、18/30KV Three Cores Copper XLPE Insulated Power Cable

Nominal Cross Section mm ²	Insulation Nominal Thickness mm	Armoring Size				Appro. Overall Dia. & Weight												Recommending Current Rating				
		Steel Layer X Thickness	Fine Steel Wire Dia. mm	Thick Steel Wire Dia. mm	YJV	YJY		YJV22		YJV23		YJV32		YJV33		YJV42		YJV43		in Soil	in Air	
						Overall Dia. mm	Weight kg/km	Overall Dia. mm	Weight kg/km	Overall Dia. mm	Weight kg/km	Overall Dia. mm	Weight kg/km	Overall Dia. mm	Weight kg/km	Overall Dia. mm	Weight kg/km	Overall Dia. mm	Weight kg/km			Overall Dia. mm
50	8.0	2 × 0.5	2.5	4.0	68.3	4466	68.3	4167	74.1	6241	74.1	5906	78.8	9319	78.8	8940	82.1	10936	82.1	10530	219	216
70	8.0	2 × 0.5	2.5	4.0	72.2	5305	72.2	4979	78.0	7179	78.0	6815	82.7	10442	82.7	10032	86.0	12026	86.0	11588	269	269
95	8.0	2 × 0.5	2.5	4.0	75.9	6272	75.9	5918	82.1	8313	82.1	7907	86.6	11668	86.6	11227	89.7	13349	89.7	12879	321	325
120	8.0	2 × 0.8	3.15	4.0	79.2	7212	79.2	6831	86.8	10222	86.8	9780	90.1	12867	90.1	12395	93.0	14537	93.0	14037	364	374
150	8.0	2 × 0.8	3.15	4.0	82.9	8326	82.9	7915	90.5	11471	90.5	10997	93.8	14266	93.8	13761	96.7	16002	96.7	15467	409	425
185	8.0	2 × 0.8	3.15	4.0	86.6	9582	86.6	9140	94.6	12949	94.6	12427	97.9	15829	97.9	15275	100.4	17611	100.4	17042	461	485
240	8.0	2 × 0.8	3.15	4.0	92.3	11565	92.3	11068	100.3	15146	100.3	14577	103.6	18246	103.6	17644	106.1	20073	106.1	19441	534	569
300	8.0	2 × 0.8	3.15	4.0	97.0	13611	97.0	13067	105.3	17438	105.3	16811	108.6	20663	108.6	20001	110.9	22510	110.9	21818	601	651
400	8.0	2 × 0.8	3.15	4.0	104.5	17014	104.5	16391	112.9	21155	112.9	20450	116.2	24616	116.2	23876	118.3	26496	118.3	25727	683	753



21/35KV Three Cores Copper XLPE Insulated Power Cable

Nominal Cross Section mm ²	Armoring Size			Appro. Overall Dia. & Weight												Recommending Current Rating						
	Insulation Nominal Thickness mm	Steel Tape Layer X Thickness	Fine Steel Wire Dia. mm	YJV	YJV		YJV22		YJV23		YJV32		YJV33		YJV42		YJV43		in Soil	in Air		
					Overall Dia. mm	Weight kg/km	Overall Dia. mm	Weight kg/km	Overall Dia. mm	Weight kg/km	Overall Dia. mm	Weight kg/km	Overall Dia. mm	Weight kg/km	Overall Dia. mm	Weight kg/km	Overall Dia. mm	Weight kg/km			Overall Dia. mm	Weight kg/km
50	9.3	2 × 0.5	3.15	4.0	74.6	5020	74.6	4673	81	6991	80.6	6604	85.3	10408	85.3	9974	88.4	12021	88.4	11558	219	216
70	9.3	2 × 0.8	3.15	4.0	78.6	5886	78.6	5508	86	8829	86.0	8391	89.3	11563	89.3	11096	92.4	13242	92.4	12745	269	269
95	9.3	2 × 0.8	3.15	4.0	82.3	6877	82.3	6470	90	9998	89.9	9527	93.2	12823	93.2	12322	96.1	14491	96.1	13960	321	325
120	9.3	2 × 0.8	3.15	4.0	85.6	7838	85.6	7403	93	11123	93.4	10620	96.7	14053	96.7	13519	99.4	15807	99.4	15244	364	374
150	9.3	2 × 0.8	3.15	4.0	89.3	8976	89.3	8509	97	12398	97.1	11861	100.4	15483	100.4	14914	103.1	17197	103.1	16597	409	425
185	9.3	2 × 0.8	3.15	4.0	93.0	10256	93.0	9755	101	13907	101.2	13319	104.5	17082	104.5	16461	106.8	18834	106.8	18198	461	485
240	9.3	2 × 0.8	3.15	4.0	98.7	12275	98.7	11716	107	16143	106.9	15506	110.2	19483	110.2	18811	112.5	21339	112.5	20637	534	569
300	9.3	2 × 0.8	3.15	4.0	103.4	14349	103.4	13742	112	18471	111.9	17773	115.2	22008	115.2	21272	117.3	23813	117.3	23048	601	651
400	9.3	2 × 0.8	3.15	4.0	110.9	17801	110.9	17110	120	22240	119.5	21460	122.8	26026	122.8	25206	124.7	27856	124.7	27006	682	753

26/35KV Three Cores Copper XLPE Insulated Power Cable

Nominal Cross Section mm ²	Armoring Size			Appro. Overall Dia. & Weight												Recommending Current Rating		
	Insulation Nominal Thickness mm	Steel Tape Layer X Thickness	Thick Steel Wire Dia. mm	YJV	YJV		YJV22		YJV32		YJV33		YJV42		YJV43		in Soil	in Air
					Overall Dia. mm	Weight kg/km	Overall Dia. mm	Weight kg/km	Overall Dia. mm	Weight kg/km	Overall Dia. mm	Weight kg/km	Overall Dia. mm	Weight kg/km	Overall Dia. mm	Weight kg/km		
50	10.5	2 × 0.8	3.15	4.0	81.4	5705	81.4	5302	89.0	8791	89.0	8326	95.2	13318	95.2	12792	219	218
70	10.5	2 × 0.8	3.15	4.0	85.3	6603	85.3	6168	93.1	9878	93.1	9377	99.1	14571	99.1	14010	268	271
95	10.5	2 × 0.8	3.15	4.0	89.0	7625	89.0	7159	97.0	11079	97.0	10530	102.8	15851	102.8	15253	320	327
120	10.5	2 × 0.8	3.15	4.0	92.3	8614	92.3	8117	100.5	12238	100.5	11655	106.3	17139	106.3	16491	363	375
150	10.5	2 × 0.8	3.15	4.0	96.0	9782	96.0	9252	104.4	13597	104.4	12976	110.0	18663	110.0	17977	408	426
185	10.5	2 × 0.8	3.15	4.0	99.7	11093	99.7	10528	108.1	15050	108.1	14391	113.7	20335	113.7	19609	460	486
240	10.5	2 × 0.8	3.15	4.0	105.4	13161	105.4	12533	114.0	17386	114.0	16658	120.0	22836	120.0	22058	532	570
300	10.5	2 × 0.8	3.15	4.0	110.2	15298	110.2	14611	118.8	19710	118.8	18934	124.0	25351	124.0	24507	600	651
400	10.5	2 × 0.8	3.15	4.0	117.6	18789	117.6	18022	126.6	23603	126.6	22722	131.4	29456	131.4	28523	682	753



3.6/6KV Three Cores Aluminium XLPE Insulated Power Cable

Nominal Cross Section mm ²	Insulation Nominal Thickness mm	Armoring Size		Appro. Overall Dia. & Weight												Recommending Current Rating						
		Steel Tape Layer X Thickness	Fine Steel Wire Dia. mm	Thick Steel Wire Dia. mm	YJLV		YJLY		YJLV22		YJLV23		YJLV32		YJLV33		YJLV42		YJLV43			
					Overall Dia. mm	Weight kg/km	Overall Dia. mm	Weight kg/km	Overall Dia. mm	Weight kg/km	Overall Dia. mm	Weight kg/km	Overall Dia. mm	Weight kg/km	Overall Dia. mm	Weight kg/km	Overall Dia. mm	Weight kg/km	Overall Dia. mm	Weight kg/km	Overall Dia. mm	Weight kg/km
25	2.5	2 × 0.5	2.0	4.0	36.7	1157	36.7	1050	41.3	2017	41.3	1891	43.5	2829	43.5	2689	50.8	4939	50.8	4761	121	109
35	2.5	2 × 0.5	2.0	4.0	39.1	1340	39.1	1220	43.7	2253	43.7	2112	45.7	3084	45.7	2937	53.2	5259	53.2	5064	145	132
50	2.5	2 × 0.5	2.5	4.0	41.7	1576	41.7	1442	46.5	2569	46.5	2413	49.7	3904	49.7	3730	55.5	5730	55.5	5520	171	159
70	2.5	2 × 0.5	2.5	4.0	45.6	1909	45.6	1756	50.6	3017	50.6	2840	53.8	4480	53.8	4283	59.7	6427	59.7	6191	209	200
95	2.5	2 × 0.5	2.5	4.0	49.3	2280	49.3	2108	56.3	3476	56.3	3277	57.5	5036	57.5	4818	63.4	7155	63.4	6895	250	243
120	2.5	2 × 0.5	2.5	4.0	52.6	2626	52.6	2434	57.8	3925	57.8	3705	61.0	5601	61.0	5361	66.7	7761	66.7	7479	284	282
150	2.5	2 × 0.5	2.5	4.0	56.3	3047	56.3	2834	61.5	4435	61.5	4192	64.7	6207	64.7	5942	70.4	8434	70.4	8126	319	321
185	2.5	2 × 0.5	2.5	4.0	60.0	3516	60.0	3279	65.4	5023	65.4	4755	68.6	6929	68.6	6639	74.2	9260	74.2	8924	361	370
240	2.6	2 × 0.5	2.5	4.0	66.2	4302	66.2	4023	71.8	5991	71.8	5676	75.0	8070	75.0	7731	80.3	10533	80.3	10147	418	438
300	2.8	2 × 0.5	3.15	4.0	71.8	5139	71.8	4818	77.7	7014	77.7	6652	82.4	10212	82.4	9805	86.0	11867	86.0	11429	472	504
400	3.0	2 × 0.8	3.15	4.0	80.1	6432	80.1	6047	87.7	9475	87.7	9028	91.2	12232	91.2	11742	94.2	13913	94.2	13406	541	593

6/6、6/10KV Three Cores Aluminium XLPE Insulated Power Cable

Nominal Cross Section mm ²	Insulation Nominal Thickness mm	Armoring Size		Appro. Overall Dia. & Weight												Recommending Current Rating						
		Steel Tape Layer X Thickness	Fine Steel Wire Dia. mm	Thick Steel Wire Dia. mm	YJLV		YJLY		YJLV22		YJLV23		YJLV32		YJLV33		YJLV42		YJLV43			
					Overall Dia. mm	Weight kg/km	Overall Dia. mm	Weight kg/km	Overall Dia. mm	Weight kg/km	Overall Dia. mm	Weight kg/km	Overall Dia. mm	Weight kg/km	Overall Dia. mm	Weight kg/km	Overall Dia. mm	Weight kg/km	Overall Dia. mm	Weight kg/km	Overall Dia. mm	Weight kg/km
25	3.4	2 × 0.5	2.5	4.0	40.9	1381	40.9	1255	45.7	2358	45.7	2211	48.9	3658	48.9	3494	55	5525	55	5324	121	110
35	3.4	2 × 0.5	2.5	4.0	43.3	1576	43.3	1437	48.1	2607	48.1	2445	51.3	3991	51.3	3811	57.4	5957	57.4	5639	144	133
50	3.4	2 × 0.5	2.5	4.0	45.9	1825	45.9	1671	50.9	2940	50.9	2761	54.1	4401	54.1	4204	59.7	6342	59.7	6107	171	161
70	3.4	2 × 0.5	2.5	4.0	49.8	2166	49.8	1991	54.8	3373	54.8	3173	58	4976	58	4756	63.9	7058	63.9	6796	201	201
95	3.4	2 × 0.5	2.5	4.0	53.5	2555	53.5	2359	58.7	3877	58.7	3653	62.1	5603	62.1	5350	67.6	7804	67.6	7518	250	245
120	3.4	2 × 0.5	2.5	4.0	56.8	2928	56.8	2713	62.4	4385	62.4	4130	65.6	6190	65.6	5912	70.9	8427	70.9	8117	284	283
150	3.4	2 × 0.5	2.5	4.0	60.5	3369	60.5	3130	66.1	4917	66.1	4637	69.3	6817	69.3	6514	74.6	9119	74.6	8781	319	323
185	3.4	2 × 0.5	2.5	4.0	64.2	3856	64.2	3593	70	5529	70	5222	73.2	7564	73.2	7233	78.6	9997	78.6	9619	361	372
240	3.4	2 × 0.5	3.15	4.0	69.9	4600	69.9	4295	75.9	6450	75.9	6096	80.4	9613	80.4	9226	84	11221	84	10805	418	439
300	3.4	2 × 0.5	3.15	4.0	74.6	5369	74.6	5026	80.7	7356	80.7	6968	85.4	10735	85.4	10300	88.8	12381	88.8	11916	472	505
400	3.4	2 × 0.5	3.15	4.0	82.1	6649	82.1	6242	89.7	9764	89.7	9294	93	12558	93	12057	96.3	14365	96.3	13833	541	593



8.7/10、8.7/15KV Three Cores Aluminium XLPE Insulated Power Cable

Nominal Cross Section mm ²	Insulation Thickness mm	Armoring Size				Appro. Overall Dia. & Weight												Recommending Current Rating				
		Steel Tape Layer X Thickness	Fine Steel Wire Dia. mm	Thick Steel Wire Dia. mm	YJLV	YJLY		YJLV22		YJLY23		YJLV32		YJLY33		YJLV42		YJLY43		in Soil	in Air	
						Overall Dia. mm	Weight kg/km	Overall Dia. mm	Weight kg/km	Overall Dia. mm	Weight kg/km	Overall Dia. mm	Weight kg/km	Overall Dia. mm	Weight kg/km	Overall Dia. mm	Weight kg/km	Overall Dia. mm	Weight kg/km			Overall Dia. mm
25	4.5	2 × 0.5	2.5	4	46.3	1706	46.3	1551	51.3	2831	51.3	2651	54.5	4320	54.5	4121	60.1	6223	60.1	5986	121	112
35	4.5	2 × 0.5	2.5	4	48.7	1918	48.7	1747	53.7	3098	53.7	2902	56.9	4630	56.9	4414	62.5	6673	62.5	6418	144	135
50	4.5	2 × 0.5	2.5	4	51.3	2172	51.3	1985	56.5	3440	56.5	3225	59.7	5062	59.7	4826	65.1	7184	65.1	6909	171	163
70	4.5	2 × 0.5	2.5	4	55.2	2549	55.2	2340	60.4	3911	60.4	3672	63.6	5664	63.6	5403	69.4	7925	69.4	7622	209	203
95	4.5	2 × 0.5	2.5	4	58.9	2963	58.9	2731	64.3	4443	64.3	4180	67.5	6292	67.5	6006	73.1	8593	73.1	8263	250	247
120	4.5	2 × 0.5	2.5	4	62.2	3358	62.2	3104	67.8	4950	67.8	4662	71	6902	71	6591	76.4	9341	76.4	8985	284	285
150	4.5	2 × 0.5	2.5	4	65.9	3823	65.9	3545	71.5	5506	71.5	5193	74.7	7594	74.7	7256	80.1	10056	80.1	9671	318	325
185	4.5	2 × 0.5	3.15	4	69.7	4335	69.7	4031	75.7	6179	75.7	5826	80.2	9252	80.2	8867	83.8	10923	83.8	10508	361	373
240	4.5	2 × 0.5	3.15	4	75.3	5113	75.3	4762	81.3	7102	81.3	6711	86	10532	86	10094	89.5	12220	89.5	11751	418	440
300	4.5	2 × 0.8	3.15	4	80	5900	80	5514	87.5	8929	87.5	8483	90.8	11650	90.8	11174	94.1	13371	94.1	12865	472	506
400	4.5	2 × 0.8	3.15	4	87.6	7242	87.6	6784	95.4	10598	95.4	10072	98.7	13568	98.7	13009	101.7	15341	101.7	14751	540	592

12/20KV Three Cores Aluminium XLPE Insulated Power Cable

Nominal Cross Section mm ²	Insulation Thickness mm	Armoring Size				Appro. Overall Dia. & Weight												Recommending Current Rating				
		Steel Tape Layer X Thickness	Fine Steel Wire Dia. mm	Thick Steel Wire Dia. mm	YJLV	YJLY		YJLV22		YJLY23		YJLV32		YJLY33		YJLV42		YJLY43		in Soil	in Air	
						Overall Dia. mm	Weight kg/km	Overall Dia. mm	Weight kg/km	Overall Dia. mm	Weight kg/km	Overall Dia. mm	Weight kg/km	Overall Dia. mm	Weight kg/km	Overall Dia. mm	Weight kg/km	Overall Dia. mm	Weight kg/km			Overall Dia. mm
35	5.5	2 × 0.5	2.5	4.0	53.5	2228	53.5	2032	58.7	3548	58.7	3325	61.9	5248	61.9	5003	67.3	7364	67.3	7080	144	136
50	5.5	2 × 0.5	2.5	4.0	56.1	2509	56.1	2296	61.5	3920	61.5	3677	64.7	5698	64.7	5434	69.9	7890	69.9	7584	170	164
70	5.5	2 × 0.5	2.5	4.0	60.0	2908	60.0	2672	65.4	4415	65.4	4147	68.8	6354	68.8	6053	73.8	8644	73.8	8311	209	205
95	5.5	2 × 0.5	2.5	4.0	63.7	3343	63.7	3082	69.5	5002	69.5	4698	72.7	7008	72.7	6680	77.5	9333	77.5	8971	250	248
120	5.5	2 × 0.5	3.15	4.0	67.0	3757	67.0	3473	72.8	5498	72.8	5170	77.3	8495	77.3	8134	84.7	10134	84.7	9734	284	286
150	5.5	2 × 0.5	3.15	4.0	70.7	4243	70.7	3934	76.7	6114	76.7	5756	81.2	9232	81.2	8842	84.7	10872	84.7	10440	318	326
185	5.5	2 × 0.5	3.15	4.0	74.6	4772	74.6	4424	80.6	6743	80.6	6355	85.3	10123	85.3	9689	88.4	11761	88.4	11298	360	374
240	5.5	2 × 0.8	3.15	4.0	80.1	5581	80.1	5196	87.7	8624	87.7	8177	91.0	11338	91.0	10861	93.9	13050	93.9	12545	417	441
300	5.5	2 × 0.8	3.15	4.0	84.8	6415	84.8	5986	92.5	9639	92.5	9141	95.8	12489	95.8	11960	98.7	14271	98.7	13711	471	506
400	5.5	2 × 0.8	3.15	4.0	92.3	7780	92.3	7283	100.3	11361	100.3	10792	103.6	14517	103.6	13914	106.1	16344	106.1	15712	540	593



18/20、18/30KV Three Cores Aluminium XLPE Insulated Power Cable

Nominal Cross Section mm ²	Insulation Nominal Thickness mm	Armoring Size			Appro. Overall Dia. & Weight												Recommending Current Rating					
		Steel Tape Layer × Thickness	Fine Steel Wire Dia. mm	Thick Steel Wire Dia. mm	YJLV		YJLY		YJLV22		YJLY23		YJLV32		YJLY33		YJLV42		YJLY43			
					Overall Dia. mm	Weight kg/km	Overall Dia. mm	Weight kg/km	Overall Dia. mm	Weight kg/km	Overall Dia. mm	Weight kg/km	Overall Dia. mm	Weight kg/km	Overall Dia. mm	Weight kg/km	Overall Dia. mm	Weight kg/km	Overall Dia. mm	Weight kg/km	In Soil A	In Air A
50	8.0	2 × 0.5	2.5	4.0	68.3	3512	68.3	3214	74.1	5287	74.1	4952	78.8	8365	78.8	7987	82.1	9983	82.1	9577	170	166
70	8.0	2 × 0.5	2.5	4.0	72.2	3970	72.2	3644	78	5844	78	5480	82.7	9107	82.7	8697	86.0	10691	86.0	10252	208	207
95	8.0	2 × 0.5	2.5	4.0	75.9	4460	75.9	4106	82.1	6501	82.1	6095	86.6	9856	86.6	9415	89.7	11537	89.7	11067	249	251
120	8.0	2 × 0.8	3.15	4.0	79.2	4923	79.2	4542	86.8	7933	86.8	7491	90.1	10578	90.1	10106	93.0	12248	93.0	11748	283	289
150	8.0	2 × 0.8	3.15	4.0	82.9	5465	82.9	5054	90.5	8610	90.5	8136	93.8	11405	93.8	10900	96.7	13141	96.7	12606	318	328
185	8.0	2 × 0.8	3.15	4.0	86.6	6053	86.6	5612	94.6	9421	94.6	8898	97.9	12301	97.9	11746	100.4	14082	100.4	13513	360	376
240	8.0	2 × 0.8	3.15	4.0	92.3	6987	92.3	6490	100.3	10568	100.3	9999	103.6	13669	103.6	13066	106.1	15459	106.1	14863	417	442
300	8.0	2 × 0.8	3.15	4.0	97.0	7888	97.0	7345	105.3	11716	105.3	11089	108.6	14941	108.6	14279	110.9	16788	110.9	16096	471	507
400	8.0	2 × 0.8	3.15	4.0	104.5	9384	104.5	8762	112.9	13525	112.9	12820	116.2	16987	116.2	16244	118.3	18867	118.3	18094	539	592

21/35KV Three Cores Aluminium XLPE Insulated Power Cable

Nominal Cross Section mm ²	Insulation Nominal Thickness mm	Armoring Size			Appro. Overall Dia. & Weight												Recommending Current Rating					
		Steel Tape Layer × Thickness	Fine Steel Wire Dia. mm	Thick Steel Wire Dia. mm	YJLV		YJLY		YJLV22		YJLY23		YJLV32		YJLY33		YJLV42		YJLY43			
					Overall Dia. mm	Weight kg/km	Overall Dia. mm	Weight kg/km	Overall Dia. mm	Weight kg/km	Overall Dia. mm	Weight kg/km	Overall Dia. mm	Weight kg/km	Overall Dia. mm	Weight kg/km	Overall Dia. mm	Weight kg/km	Overall Dia. mm	Weight kg/km	In Soil A	In Air A
50	9.3	2 × 0.5	3.15	4.0	74.6	4067	74.6	3719	80.6	6038	80.6	6604	85.3	9455	85.3	9020	88.4	11067	88.4	10604	170	167
70	9.3	2 × 0.8	3.15	4.0	78.6	4551	78.6	4173	86.0	7494	86.0	8391	89.3	10228	89.3	9761	92.4	11907	92.4	11410	208	208
95	9.3	2 × 0.8	3.15	4.0	82.3	5065	82.3	4658	89.9	8186	89.9	9527	93.2	11011	93.2	10510	96.1	12679	96.1	12148	249	252
120	9.3	2 × 0.8	3.15	4.0	85.6	5549	85.6	5114	93.4	8834	93.4	10620	96.7	11764	96.7	11230	99.4	13518	99.4	12955	283	289
150	9.3	2 × 0.8	3.15	4.0	89.3	6115	89.3	5647	97.1	9537	97.1	11861	100.4	12622	100.4	12053	103.1	14336	103.1	13736	317	328
185	9.3	2 × 0.8	3.15	4.0	93.0	6727	93.0	6227	101.2	10378	101.2	13319	104.5	13554	104.5	12932	106.8	15305	106.8	14669	359	376
240	9.3	2 × 0.8	3.15	4.0	98.7	7698	98.7	7139	106.9	11565	106.9	15506	110.2	14906	110.2	14233	112.5	16761	112.5	16059	416	442
300	9.3	2 × 0.8	3.15	4.0	103.4	8627	103.4	8019	111.9	12749	111.9	17773	115.2	16286	115.2	15550	117.3	18091	117.3	17326	470	506
400	9.3	2 × 0.8	3.15	4.0	110.9	10172	110.9	9480	119.5	14611	119.5	21460	122.8	18396	122.8	17577	124.7	20226	124.7	19376	539	591



26/35KV Three Cores Aluminum XLPE Insulated Power Cable

Nominal Cross Section mm ²	Insulation Nominal Thickness mm	Armoring Size			Appro. Overall Dia. & Weight												Recommending Current Rating			
		Steel Tape Layer Thickness	Fine Steel Wire Dia. mm	Thick Steel Wire Dia. mm	YJLV	YJLY	YJLV22	YJLV23	YJLV32	YJLV33	YJLV42	YJLV43	in Soil	in Air						
50	10.5	2 × 0.8	3.15	4.0	81.4	4349	89.0	7838	89.0	7372	92.3	10635	92.3	10139	95.2	12364	95.2	11838	170	168
70	10.5	2 × 0.8	3.15	4.0	85.3	4833	93.1	8543	93.1	8042	96.4	11482	96.4	10950	99.1	13236	99.1	12675	208	208
95	10.5	2 × 0.8	3.15	4.0	89.0	5347	97.0	9267	97.0	8718	100.3	12306	100.3	11723	102.8	14039	102.8	13441	248	252
120	10.5	2 × 0.8	3.15	4.0	92.3	5828	100.5	9949	100.5	9366	103.8	13092	103.8	12474	106.3	14850	106.3	14202	283	290
150	10.5	2 × 0.8	3.15	4.0	96.0	6391	104.4	10736	104.4	10115	107.7	14028	107.7	13372	110.0	15802	110.0	15116	317	329
185	10.5	2 × 0.8	3.15	4.0	99.7	6999	108.1	11521	108.1	10862	111.4	14909	111.4	14214	113.7	16806	113.7	16080	359	376
240	10.5	2 × 0.8	3.15	4.0	105.4	7955	114.0	12808	114.0	12081	117.3	16361	117.3	15595	120.0	18258	120.0	17480	416	442
300	10.5	2 × 0.8	3.15	4.0	110.2	8889	118.8	13988	118.8	13212	122.1	17672	122.1	16857	124.0	19629	124.0	18784	469	506
400	10.5	2 × 0.8	3.15	4.0	117.6	10392	126.6	15793	126.6	15093	129.9	19907	129.9	18985	131.4	21826	131.4	20893	538	590

8. Amending Coefficient of Cable Current Rating

laying in soil, Amending Coefficient when Soil Temperature Changed

Soil Temperature °C	15	20	25	30	35	40	45
Amending Coefficient	1.07	1.04	1.00	0.96	0.92	0.87	0.83

laying in soil, Amending Coefficient when Soil Thermal Resistance Changed

Soil Thermal Resistance km/w	1	1.2	1.5	2	2.5	3	3.5
Three core Cable	1	0.943	0.877	0.792	0.736	0.675	0.641
Single core Cable	1	0.934	0.85	0.748	0.692	0.635	0.598

laying in soil, Amending Coefficient when Air Temperature Changed

Depth of Laying m	0.50-0.70	0.91-1.10	0.91-1.10	1.11-1.40
Amending Coefficient	1.04	1.00	0.98	0.96

laying in air, Amending Coefficient when Air Temperature Changed

Air Temperature °C	20	25	30	35	40	45	50
Amending Coefficient	1.18	1.14	1.10	1.05	1.00	0.95	0.89